

Features

- Brass construction
- Optimized sprayface and large nozzles with Katalyst® Air-induction for improved water coverage
- Precise thermostatic valve with over-ridable temperature stop for added safety
- Durable KOHLER finishes resist corrosion and tarnishing
- Adjustable inlet fittings with 15mm tolerance
- Adjustable inlet fittings with 15mm tolerance
- Includes 10" ultra thin round Katalyst Air Rainhead
- Includes 110 mm Renew Organic 3-function handshower

THERMOSTATIC DUAL SHOWER COLUMN-DIRECT CONNECTION 97822T-9



Codes/Standards Applicable

Specified model meets or exceeds the following:

- EN 1111-1998 • QB 2806-2006 • GB 18145-2014

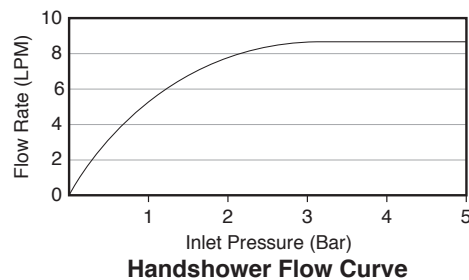
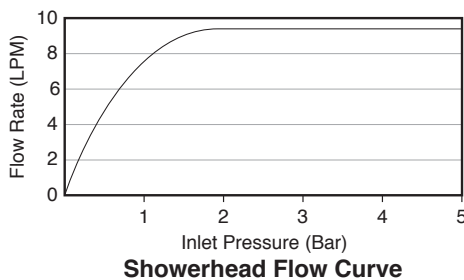
Installation Notes

- Install this product according to the installation guide.

Specified Model

Model	Description	Color/Finished
97822T-9	Aleo Thermostatic Dual Shower Column-Angular	Polished Chrome (CP)

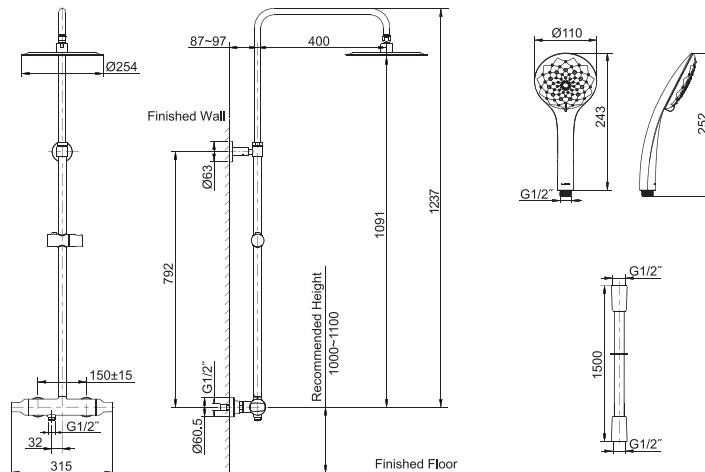
For a full range of color finishes in your market please contact your local Kohler representative.



- Note: 1. Flow rates are approximate. (1 gallon = 3.785 liters, 1 bar = 14.5 psi)
2. Flow rates shown with supplied flow regulators installed.

Dimensions are approximate.

Unit: mm



Product Diagram